



CATHEDRAL STATE PARK

WHAT'S NEARBY?



MILES

1.2

KID FRIENDLY?☒☐


DOG FRIENDLY?☒☐



HIGHLIGHTS

- Easy access right off Route 50
- Gorgeous GIANT Hemlocks
- Playground
- Picnic Area
- Creeks and Streams
- Park Cleanliness
- Ample Parking
- Maps provided
- Bird sightings
- Majestic Forrest Vibes



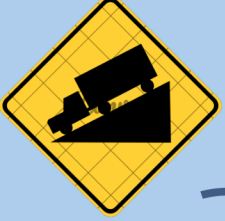


TERRAIN

Packed down dirt/leaves.

A few wooden bridge crossings.


Some muddy areas.



GRADE


Mostly flat.

Small hills.



PEOPLE METER

Little to no encounter with other people.



BEST PART?

GIANT HEMLOCKS


The trees at Cathedral State Park are some of the largest trees still in existence on the East Coast.

APPALACHIAN JUNGLE

Overgrown with moss, ferns, and rhododendrons; immerse into the beauty of the Appalachian highlands.

REWARDING VIEWS

The unique "reward view" at the end was completely unexpected. Yet, so rewarding.



TRAILS VISITED:

- Wood Thrush Trail
- Partridge Trail
- Berry Trail
- Owl Trail
- Giant Hemlock Trail

For more information:

www.acemindsetjourney.com